



High quality wall light with both down only and up and down lighting options for versatility, and available in three sizes to cover a variety of applications.

- Die-cast aluminium base with extruded aluminium body.
- Super white tempered glass lens offering high visual comfort.
- UV protected pure polyester powder coated housing offering high corrosion resistance.
- High quality LED chips and driver.
- Up and down and down only lighting options.
- RAL9005, other RAL colours available on request.
- Emergency option available on request, on medium & large sizes only.



Product Specification

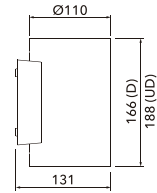
CODE	OPTIC	LED Qty	CCT	LUMENS	CRI	POWER	IP	IK	WEIGHT
AP-LS-GAZ-S12-D	80°	1	4000	960	>70	12W	IP65	IK08	1.6
AP-LS-GAZ-S18-UD	80°	2	4000	1560	>70	18W	IP65	IK08	1.8
AP-LS-GAZ-M18-D	80°	1	4000	1940	>70	18W	IP65	IK08	2.8
AP-LS-GAZ-M40-UD	80°	2	4000	4360	>70	40W	IP65	IK08	3
AP-LS-GAZ-L40-D	36°	1	4000	4000	>70	40W	IP65	IK08	5.4
AP-LS-GAZ-L80-UD	36°	2	4000	8400	>70	80W	IP65	IK08	5.7

General Specification

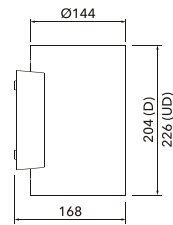
Input voltage	220-240V
Input frequency	50/60Hz
Surge protection	0.5KV
LED Chips	CREE COB
Lifetime	L70 >36,300hours L80 >36,300 hours L90 36,000 hours
SDCM	SDCM<6
Class	Class I
Ambient temperature	-20°C to +50°C
Material	High pressure die-cast aluminium housing with tempered glass
Finish	Polyester powder coat cured under heat
RAL colour	RAL9005

Driver Details

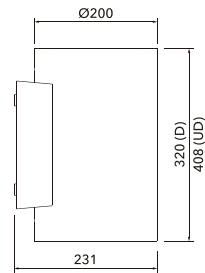
Product	AP-LS-GAZ-S12-D	AP-LS-GAZ-S18-UD	AP-LS-GAZ-M18-D	AP-LS-GAZ-M40-UD	AP-LS-GAZ-L40-D	AP-LS-GAZ-L80-UD
Driver	Eaglerise			Kegu	Yiguang	
Dimming control	/					
Driver current	300mA	450mA	450mA	1000mA	930mA	930mA
Inrush current	30A MAX	30A MAX	30A MAX	≤36A, 420µs	<35A	<35A
Power factor	>0.9	>0.9	>0.9	0.95	0.95	0.95



AP-LS-GAZ-S



AP-LS-GAZ-M



AP-LS-GAZ-L