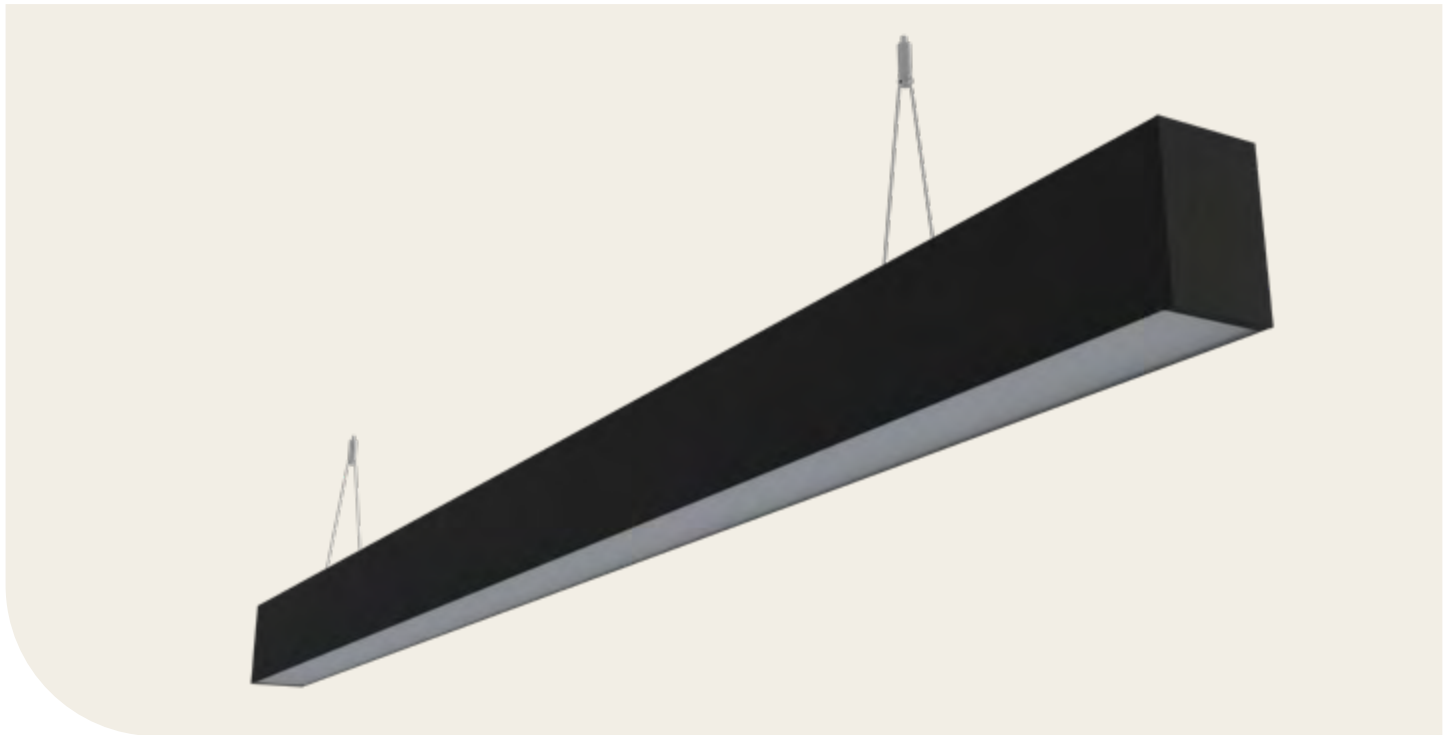


Linear 3






The Linear 3 offers a sleek, slimline appearance, making it the perfect fit for any modern interior space. The Linear 3 is designed to simplify installation with plug-and-play continuous run functionality and is available in direct/indirect versions. The Linear 3 is fully customisable, with options for bespoke RAL finishes, smart dimming controls, emergency, and UGR diffusers to deliver glare-compliant lighting tailored to your project.



Features

- Individual or continuous run available
- Uplight version available
- Surface-mounted and suspended options
- Plug-and-play continuous run functionality
- 2m flex supplied on all single/starter pieces
- Single lengths up to 3m
- Black as Standard (White available)
- Bespoke RAL colour options available
- Integral control and dimming options
- Custom Shapes available.
- Opal diffuser as standard
- 22K, 27K, 3K, 4K, 5K, 65K LED Options

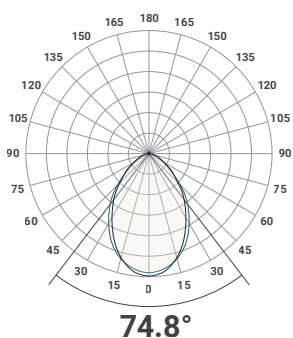
Applications

-  Education
-  Health Care
-  Leisure
-  Office
-  Retail

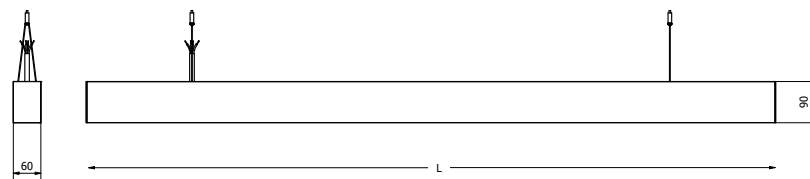
Accessories

- SU** Suspension Kit (5M)
- THW** Through wired bracket
- UGR** Low glare diffuser

Photometric



Dimensions



Linear 3



Technical Details

Part No.	Description	Power (W)	Luminaire Lumens	LI/cW
AP-PL-LIN3-S-600-10-4K	Architectural Surface Linear Luminaire 600mm	10	1353	135.3
AP-PL-LIN3-S-1200-15-4K	Architectural Surface Linear Luminaire 1200mm	15	2029	135.3
AP-PL-LIN3-S-1200-23-4K	Architectural Surface Linear Luminaire 1200mm	23	3111	135.3
AP-PL-LIN3-S-1200-33-4K	Architectural Surface Linear Luminaire 1200mm	33	4464	135.3
AP-PL-LIN3-S-1500-20-4K	Architectural Surface Linear Luminaire 1500mm	20	2706	135.3
AP-PL-LIN3-S-1500-27-4K	Architectural Surface Linear Luminaire 1500mm	27	3652	135.3
AP-PL-LIN3-S-1500-40-4K	Architectural Surface Linear Luminaire 1500mm	40	5411	135.3
AP-PL-LIN3-U-600-10-4K	Architectural Up/Downlight Linear Luminaire 600mm	10	1300	130.0
AP-PL-LIN3-U-1200-15-4K	Architectural Up/Downlight Linear Luminaire 1200mm	25	3249	130.0
AP-PL-LIN3-U-1200-23-4K	Architectural Up/Downlight Linear Luminaire 1200mm	33	4292	130.1
AP-PL-LIN3-U-1200-33-4K	Architectural Up/Downlight Linear Luminaire 1200mm	43	5577	129.7
AP-PL-LIN3-U-1500-20-4K	Architectural Up/Downlight Linear Luminaire 1500mm	30	3901	130.0
AP-PL-LIN3-U-1500-27-4K	Architectural Up/Downlight Linear Luminaire 1500mm	37	4808	129.9
AP-PL-LIN3-U-1500-39-4K	Architectural Up/Downlight Linear Luminaire 1500mm	57	7392	129.7

Body Material	Diffuser Material	Housing Colour	Mounting Type	CCT Offering	CRI	SDCM	UGR Rating	Dimmable	Dimming Method
Aluminium	Polycarbonate	RAL9004	Suspended Surface	22K, 27K, 3K, 4K, 5K, 65K	80+	3 step Macadam Ellipse	Available	Available	SwitchDIM/DALI

IP Rating	IK Rating	Operating Temperature (°C)	L/B value ^a	Terminal Information	Warranty	Weight (kg)
IP20	N/A	-20° + 40°	60K+ L90/B10	Pre-wire flex	5 Year warranty 1 year parts and Labour Inclusive	600mm - 1.2 1200mm - 2.3 1500mm - 2.9 Up/Downlight 600mm - 1.3 Up/Downlight 1200mm - 2.4 Up/Downlight 1500mm - 3.0

Linear 3



Product Specific						Add-Ons					
1	2	3	4	5	6	7	8	9	10	11	12
Range	Dimensions	Wattage	Colour Temp	Control	Sensor	Emergency	Diffuser	RAL	Driver Option	Wiring Options	Special

1 Range	
Linear 3 Surface/Suspended	LIN3-S
Linear 3 Up/Downlight	LIN3-U
Linear 3 Recessed	LIN3-R

2 Dimensions *	
600mm	600-
1200mm	1200-
1500mm	1500-
Other Size	***-

* Please Note all sizes are not available with all options –please confirm with the Sales Team

3 Wattage **	
10W	10-
20W	20-
25W	25-
40W	40-
57W	57-
Other Wattage	**-

** Please note higher wattages not available in smaller sized bodies–please confirm with the sales team. Must confirm if other wattages is permissible with the Sales Team. Please note 27W/m as standard. Higher outputs available on request.

4 Colour Temperature	
2700K	27K-
3000K	3K-
4000K	4K-
5000K	5K-
6500K	65K
Tunable White	TWH-

5 Controls	
DALI Dimming up to 150W	DD1-
Other Dimming*	**-

6 Sensor Option ***	
On/Off (Switching) PIR	PIR-
Daylight Dimming PIR	DYPIR-
Wireless Daylighting Dimming Low PIR	HSLPIR
Wireless Daylighting Dimming High PIR	HSHPIR-
Other Sensor Option	***-

*** Please Note Dimming Sensor Options also must include the correct Control Option –please confirm with the Sales Team

7 Emergency	
EM LiFePO4 (4W)	EMFL-
EM SELFTTEST LiFePO4 (4W)	EMFLST-
EM PRO LiFePO4 (4W)	EMFLP-
Central Battery***	CBS***-
Other Emergency Option	***EM-

8 Diffuser Option	
Opal	OPL-

9 RAL ****	
White	WH-
Black	BK-
Other	RAL****-

**** Please Note non-standard RAL colour may require MOQ's–please confirm with the Sales Team

10 Driver Options *****	
100,000hr Driver	EXC-
Other Driver Option	**-

***** Please Note may require additional drivers and additional onsite wiring to operate correctly

11 Wiring Options	
Through Wiring	THW-
Other Wiring Options	OW-