

ARROW

NSF • IP66 • COLD STORAGE • LINEAR HIGH-BAY

 **FOOD & BEVERAGE PROCESSING**
 **MANUFACTURING & DISTRIBUTION**
 **LIVESTOCK FARMING**

L70
25°C **188,000 Hours**

ARROW ARW 4FT
Shown 2FT and 8 FT Available



Shown with Optional Internal Microwave Sensor



NSF 2 – Food Splash Zone

An ETL Sanitation Mark on Food Service Equipment indicates that equipment is tested to ANSI/NSF 2 is fit for use in the production of food intended for human consumption, or the equipment is fit for use in an environment where food intended for human consumption is produced.

The Arrow ARW2, ARW4, and ARW8 pendant and ceiling mount linear LED luminaire provides controlled illumination for general and task lighting designed for the harsh environments found in food processing and heavy manufacturing facilities. The Arrow luminaire utilizes high efficiency LED light sources to reduce maintenance and lower energy costs. These high-quality durable fixtures are used in food and beverage processing, meat and poultry processing, livestock agricultural facilities, heavy industrial, and manufacturing facilities. Typical lighting applications include meat and poultry processing, food and beverage processing, cold storage, harsh environment industrial, vehicle wash facilities, pharmaceutical and scientific labs. Mounting heights of 8 to 25 feet can be used based on light level and uniformity requirements.

Specifications and Features:

Housing:

Heavy-Duty Extruded and Die Cast Aluminum Housing construction with silicone gaskets and stainless-steel fasteners. Drivers, sensors, and battery backup are mounted on modular internal trays for easy maintenance.

Listing & Ratings:

ETL: Listed for Wet Locations, ANSI/UL 1598, 8750. ETL Sanitation certified to National Sanitation Foundation ANSI NSF2, Food Splash Zone. IP66 Sealed LED Compartment, Pressure wash rated to 1400 PSI.

Finish:

Powdercoat Finish Over a Chromate Conversion Coating.

Lens:

Clear UV-Stabilized Polycarbonate or Optional DR Acrylic Lens. Medium Distribution (70° Beam) or Wide Distribution (110° Beam) available.

Mounting Options:

Pendant Mount or Use Optional Stainless Steel Adjustable wall/Ceiling Bracket (Field Installed) available.

EasyLED LED:

Aluminum Boards

Wattage:

ARW2 – 2FT – 25w, 35w, or 50w Array
ARW4 – 4FT – 50w, 75w, or 100w Array
ARW8 – 8FT – 150w or 200w Array

Driver:

Electronic Driver, 120-277V, 50/60Hz or 347-480V, 50/60Hz; Less Than 20% THD and PF>0.90. Standard Internal Surge Protection 2KV to 6kV depending on wattage. 0-10V Dimming Standard for a Dimming Range of 100% to 10%; Dimming Source Current is 150 Microamps.

Controls:

Fixtures Ordered with Factory-Installed Motion Sensor Controls are Internally Wired for Switching and/or 1-10V Dimming Within the Housing. Remote Direct Wired Interface of 1-10V Dimming is Not Implied and May Not Be Available, Please Consult Factory. Fixtures are Tested with LEPC Controls and May Not Function Properly with Controls Supplied By Others. Fixtures are NOT Designed for Use with Line Voltage Dimmers.

Warranty:

5-Year Warranty for -40°C to +55°C Environment.

See Page 5 for Projected Lumen Maintenance Table.

Project Information:

Project Name: _____	Fixture Type: _____
Complete Catalog #: _____	Date: _____
Comments: _____	_____

Certification & Listings:



Specifications subject to change without notice.

We have custom and standard manufacturing options. Use this form to build your part number or reach out to our sales team for assistance.

GET YOUR PRODUCTS FASTER WITH OUR QUICK SHIP PROGRAM

2 Feet
4 Feet
8 Feet



Order Information Example:		ARW2QM1X50U5KCPW					
ARW2Q			U			W	
Model	Optics	Wattage	Driver	CCT	Lens	Color	Options
ARW2Q=2 FT Arrow EasyLED Food Processing Harsh Environment Linear Pendant Fixture	F=Medium Bream 70° Optics W=Wide Bream 110° Optics <i>*See Page 5 for Distribution Information.</i>	1X25=25W 1X35=35W 1X50=50W	U=120-277V	4K=4000K 5K=5000K	CP=Clear Polycarbonate* CA=Clear DR Acrylic <i>*Not recommended for Alkaline Industrial Cleaners.</i>	W=White	SF=Single Fuse* DF=Double Fuse* SP=10 KV Surge Protector* SP2=20 KV Surge Protector* S3=Internal Microwave Sensor with Dimming for Mounting Heights of 25' or less BU=Battery Backup, 90 Minutes* <i>*120-277V Models Only.</i>

Order Information Example:		ARW4QW1X75U4KCAW					
ARW4Q						W	
Model	Optics	Wattage	Driver	CCT	Lens	Color	Options
ARW4Q=4 FT Arrow EasyLED Food Processing Harsh Environment Linear Pendant Fixture	F=Medium Bream 70° Optics W=Wide Bream 110° Optics <i>*See Page 5 for Distribution Information.</i>	1X50=50W 1X75=75W 1X100=100W	U=120-277V H=347-480V	4K=4000K 5K=5000K	CP=Clear Polycarbonate* CA=Clear DR Acrylic <i>*Not recommended for Alkaline Industrial Cleaners.</i>	W=White	SF=Single Fuse* DF=Double Fuse* SP=10 KV Surge Protector* SP2=20 KV Surge Protector* S3=Internal Microwave Sensor with Dimming for Mounting Heights of 25' or less BU=Battery Backup, 90 Minutes* <i>*120-277V Models Only.</i>

Order Information Example:		ARW8QM1X150U5KCPW					
ARW8Q						W	
Model	Optics	Wattage	Driver	CCT	Lens	Color	Options
ARW8Q=8 FT Arrow EasyLED Food Processing Harsh Environment Linear Pendant Fixture	F=Medium Bream 70° Optics W=Wide Bream 110° Optics <i>*See Page 5 for Distribution Information.</i>	1X150=150W 1X200=200W	U=120-277V H=347-480V	4K=4000K 5K=5000K	CP=Clear Polycarbonate* CA=Clear DR Acrylic <i>*Not recommended for Alkaline Industrial Cleaners.</i>	W=White	SF=Single Fuse* DF=Double Fuse* SP=10 KV Surge Protector* SP2=20 KV Surge Protector* S3=Internal Microwave Sensor with Dimming for Mounting Heights of 25' or less BU=Battery Backup, 90 Minutes* <i>*120-277V Models Only.</i>

Accessories & Replacement Parts:

Mounting Accessories (Order Separately, Field Installed)

ARWBSS Arrow Surface Mounting Bracket (Includes 2)



ARWBSS
One Bracket Mounts
to Each End.

Accessories (Order Separately, Field Installed)

P17122 Remote Programming Tool for P17121



P17122

Replacement Parts (Order Separately, Field Installed)

P17121 Internal Microwave Sensor with Dimming & Remote Programming, 120-277V Only. See P17121 Spec. Page for Details.

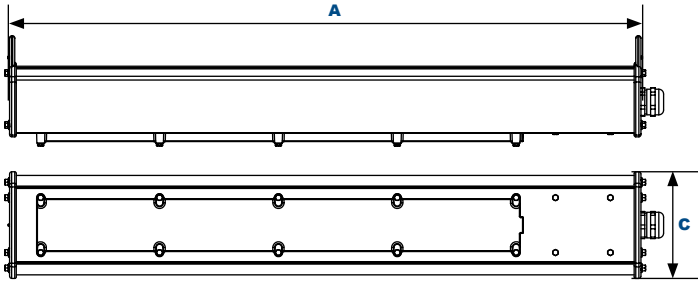
For Replacement Battery Backup, see the LEPG LED Battery Backup Specification Sheet.



P17121

Dimensions

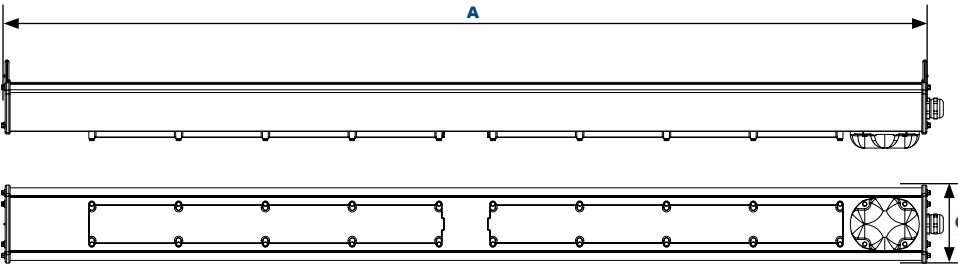
2FT ARROW (ARW2Q)



Dimensions

Width (C)	4.1" (103mm)
Length (A)	24" (610mm)

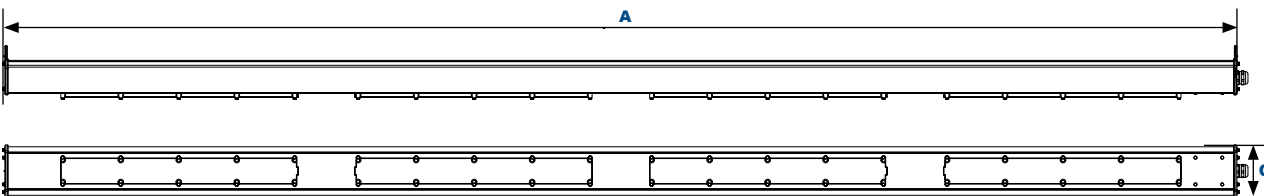
4FT ARROW (ARW4Q)



Dimensions

Width (C)	4.1" (103mm)
Length (A)	48" (1,219mm)

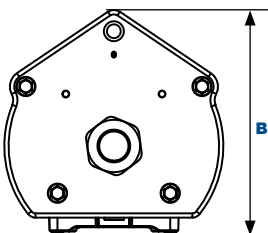
8FT ARROW (ARW8Q)



Dimensions

Width (C)	4.1" (103mm)
Length (A)	96" (2,438mm)

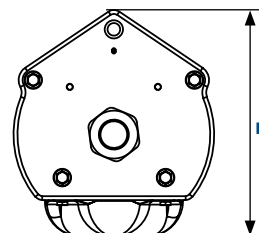
End Cap



Dimensions

Heights (B)	4.1" (104mm)
-------------	--------------

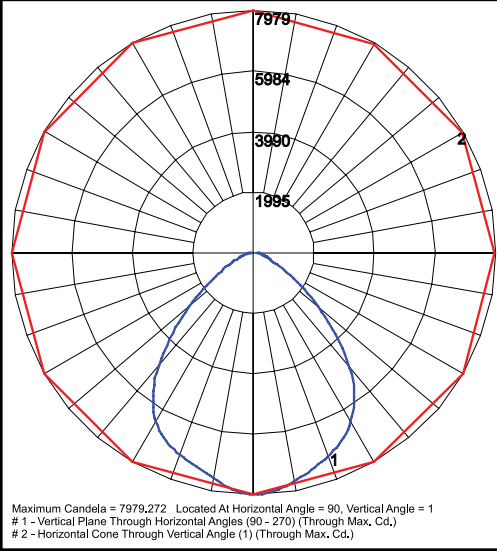
End Cap with Microwave Sensor



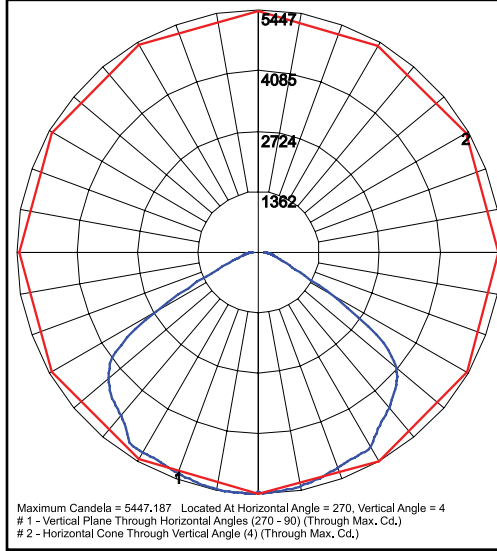
Dimensions

Heights (B)	4.6" (116mm)
-------------	--------------

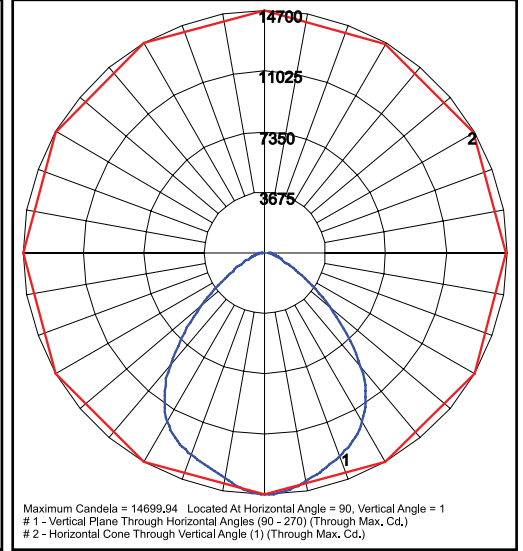
Photometric Data



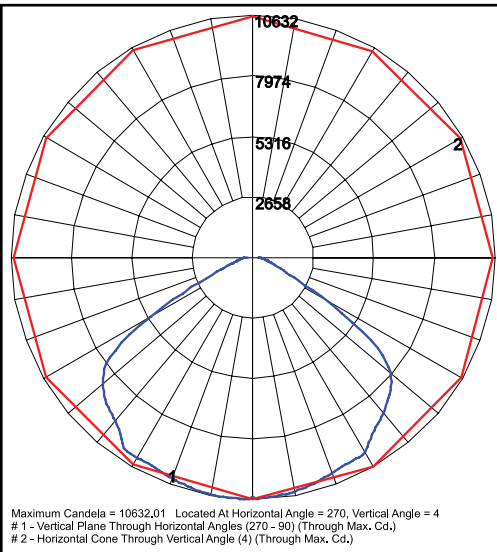
ARW4QM1X100U4K
Grid in feet, Mounting Height = 25 ft.



ARW4QW1X100U4K
Grid in feet, Mounting Height = 25 ft.



ARW8QM1X200U4K
Grid in feet, Mounting Height = 25 ft.



ARW8QW1X200U4K
Grid in feet, Mounting Height = 25 ft.

Photometric Performance

Optic	CCT	ARW2Q - 2FT			ARW4Q - 4FT			ARW8Q - 8FT		
		Wattage (Catalog Logic)	25W (1X25)	35W (1X35)	50W (1X50)	50W (1X50)	75W (1X75)	100W (1X100)	150W (1X150)	200W (1X200)
		Input Watts	25W	33W	49.6W	49.6W	75.5W	99.1W	151.1W	198.3W
		Delivered Lumens								
M = Medium - 70° Beam	4000K	4,109	5,424	8,152	8,152	12,409	16,288	22,924	30,007	
	5000K	4,212	5,559	8,356	8,356	12,719	16,695	23,497	30,757	
W = Wide - 110° Beam	4000K	4,028	5,317	7,992	7,992	12,165	15,968	22,630	30,640	
	5000K	4,129	5,450	8,192	8,192	12,469	16,367	23,196	31,406	

Projected Lumen Maintenance

Data shown for 5000 CCT		Compare to MH				
TM-21-11	Watts	Initial	25,000 Hrs	50,000 Hrs	100,000 Hrs	Calculated LED Life
L70 Lumen Maintenance @ 25°C / 77°F	50W - ARW2Q	1.00	0.96	0.92	0.88	188,000
L70 Lumen Maintenance @ 50°C / 122°F	100W - ARW4Q	1.00	0.96	0.91	0.87	174,000
L80 Lumen Maintenance @ 40°C / 104°F	200W - ARW8Q	1.00	0.96	0.91	0.87	117,000

NOTES:

- Projected per IESNA TM-21-11. Data references the extrapolated performance projections for the base model in a 25°C ambient, based on 10,000 hours of LED testing per IESNA LM-80-08.
- Compare to MH box indicates suggested Light Loss Factor (LLF) to be used when comparing to Metal Halide (MH) systems.